

CITATION SUB



OWNER'S MANUAL

harman/kardon
by HARMAN

/ IMPORTANT SAFETY INSTRUCTIONS

Verify Line Voltage Before Use

The Citation subwoofer has been designed for use with 100-240 volt, 50/60 Hz AC current. Connection to a line voltage other than that for which your product is intended can create a safety and fire hazard and may damage the unit. If you have any questions about the voltage requirements for your specific model or about the line voltage in your area, contact your selling dealer before plugging the unit into a wall outlet.

Do Not Use Extension Cords

To avoid safety hazards, use only the power cord supplied with your unit. We do not recommend that extension cords be used with this product. As with all electrical devices, do not run power cords under rugs or carpets, or place heavy objects on them. Damaged power cords should be replaced immediately by an authorized service center with a cord that meets factory specifications.

Handle the AC Power Cord Gently

When disconnecting the power cord from an AC outlet, always pull the plug; never pull the cord. If you do not intend to use your speaker for any considerable length of time, disconnect the plug from the AC outlet.

Do Not Open the Cabinet

There are no user-serviceable components inside this product. Opening the cabinet may present a shock hazard, and any modification to the product will void your warranty. If water accidentally falls inside the unit, disconnect it from the AC power source immediately, and consult an authorized service center.

/ TABLE OF CONTENTS

IMPORTANT SAFETY INSTRUCTIONS.....	2
INTRODUCTION	4
WHAT'S IN THE BOX.....	5
PRODUCT OVERVIEW.....	6
GET STARTED.....	8
SPECIFICATIONS.....	12

/ INTRODUCTION

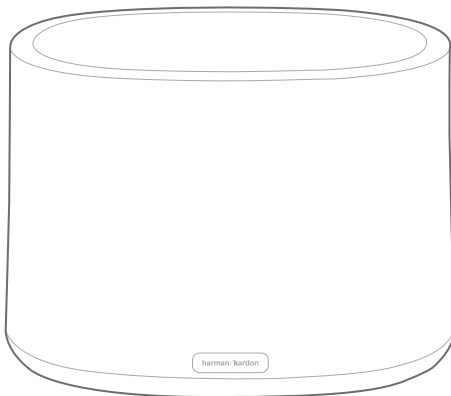
This manual includes information of CITATION SUB (subwoofer). We encourage you to take a few minutes to read this manual, which describes the products and includes step-by-step instructions to help you set up and get started. Read and understand all the safety instructions before using your product.

Design and specifications are subject to change without notice.

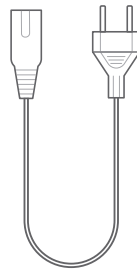
If you have any questions about these products, their installation or their operation, please contact your Harman Kardon retailer or customer service, or visit us at www.harmankardon.com

/ WHAT'S IN THE BOX

Carefully unpack the box and check if the following parts are included. If any part is damaged, do not use it, contact your Harman Kardon retailer or customer service.



1



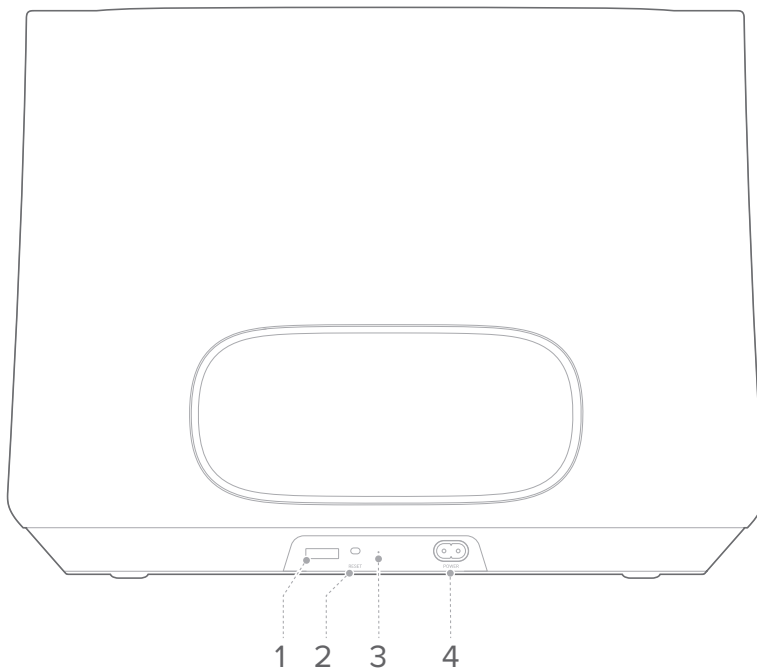
2

1. Main unit
2. Power cord*

*Power cord quantity and plug type vary by regions.

PRODUCT OVERVIEW

Back Panel



1. SERVICE

- For service only.

2. RESET


- Press and hold for 5 seconds to reset your subwoofer.

3. LED indicator

4. POWER

- Connect to the power supply.

LED Indicator



☉	White (Flashing)	Enter into pairing mode
☉	White (Flashing)	Out of range / Lost wireless connection
○	White (Constant for 10 seconds and then light off)	Wirelessly connected with CITATION BAR / ADAPT / TOWER)

/ GET STARTED

Placement

Place your CITATION SUB (subwoofer) on any flat and stable surface near an AC (mains) outlet.

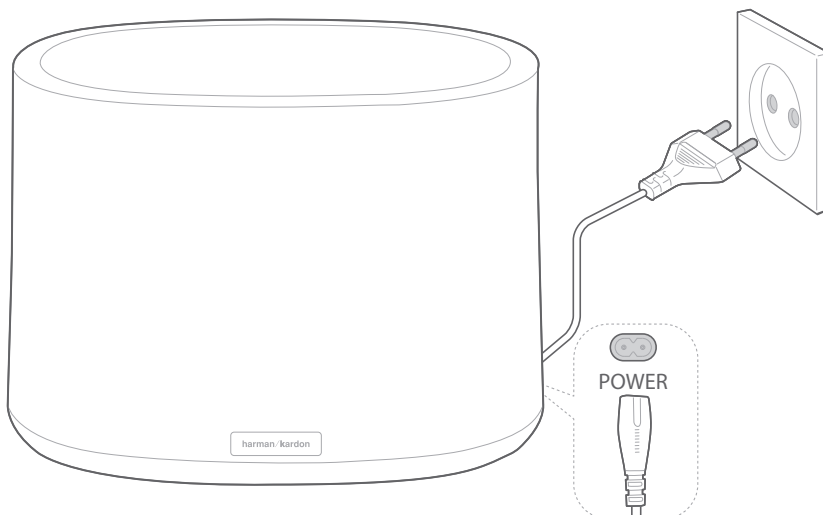
For a successful connection, keep a maximum distance of 5 meters (16.4 feet) between the CITATION SUB and your CITATION BAR / ADAPT / TOWER.

Power on your CITATION SUB

NOTES:

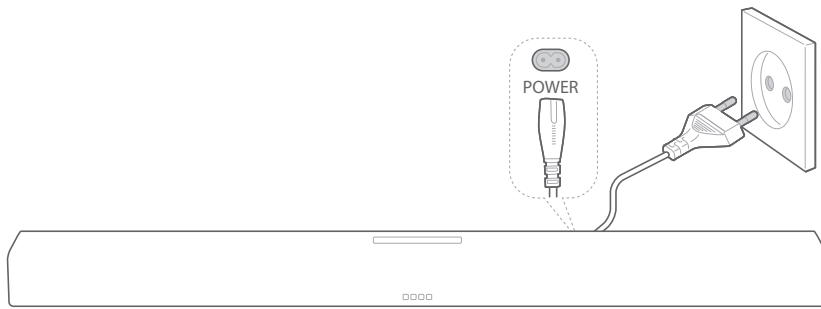
- Use the provided power cord only.
- When you disconnect the power cord, always pull the plug, never the cable.

Plug one end of the AC power cord into the **POWER** connector on the back of the subwoofer, then plug the other end to an AC (mains) outlet. The subwoofer will automatically power on.

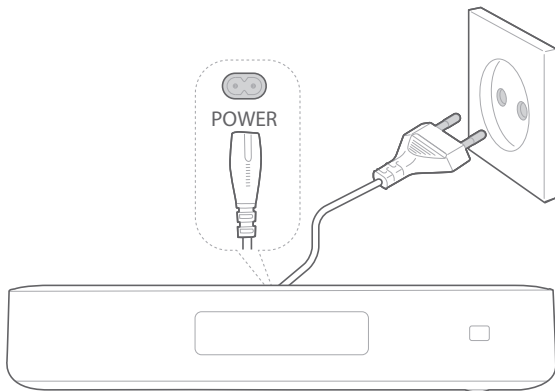


Power on your CITATION BAR / ADAPT / TOWER

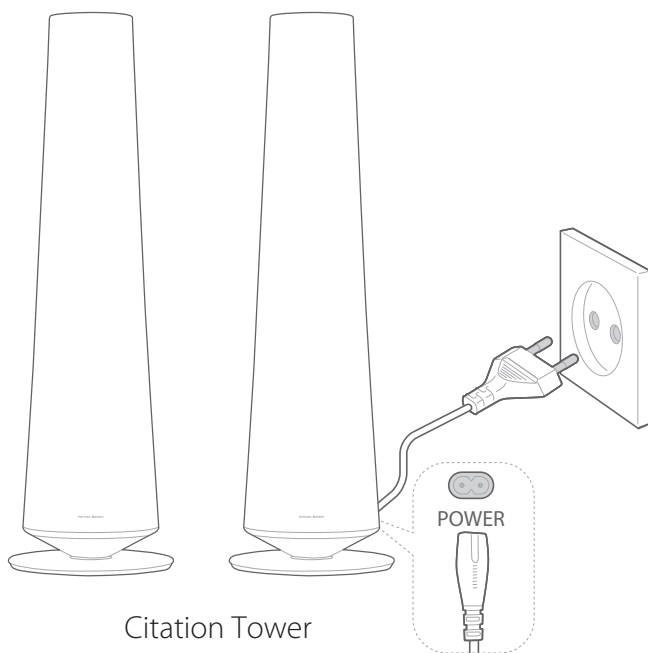
Plug one end of the AC power cord into the **POWER** connector on the back of your CITATION BAR / CITATION ADAPT / CITATION TOWER, then plug the other end to an AC (mains) outlet.



Citation Bar

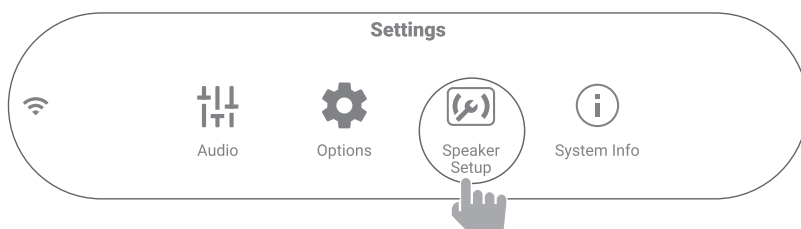


Citation Adapt



Speaker Setup

On the touch screen of your CITATION BAR / CITATION ADAPT / CITATION TOWER, press “**Speaker Setup**” > “**Pairing**” > “**Subwoofer pairing**” and follow the on-screen instructions to complete the setup.



If the connection is unsuccessful, move the subwoofer no more than 5 meters away from your CITATION BAR / ADAPT / TOWER. Alternatively, press **RESET** to enter pairing mode and try again.

To remove the setup, press “**Subwoofer pairing**” on the touch screen of your CITATION BAR / ADAPT / TOWER again and follow the on-screen instructions.

/ SPECIFICATIONS

- Frequency response: 35 ~ 125Hz
- Signal-to-noise ratio: >80dB
- Output power: 200W RMS
- Power supply: 100-240V ~ 50/60Hz
- Power consumption in sleep mode: <2.0Watts
- 5G WISA transmitter power: <14dBm
- 5G WISA modulation: OFDM, BPSK, QPSK, 16QAM
- 5G WISA transmitter frequency range (varies by country or region): 5.15GHz-5.35GHz, 5.47-5.725GHz, 5.725-5.825GHz
- Dimensions (W x H x D): 448 x 340 x 367 mm / 18" x 13" x 14"
- Weight (Net): 14.35 kg / 32 lbs
- Packaging dimensions (W x H x D): 530 x 386 x 427 mm / 20.9" x 15.2" x 16.8"
- Packaging weight (Gross): 16.75 kg / 36.93 lbs

harman / kardon[®]
by HARMAN